

Oroflex[®] Well

Flexible Well Riser System

By  KURIYAMA

*YOUR FLEXIBLE
ALTERNATIVE*

Sterling

Hose, Reel & Supply, LLC.

855-577-HOSE

WWW.STERLINGHOSE.COM




EDITION 1022

What is the Oroflex Well System?

Oroflex Well is a flexible layflat hose well riser system that replaces cumbersome rigid steel and PVC risers. Developed in an ISO 9001 factory by a team with over 40 years' experience, the Oroflex Well System has been used in tens of thousands of wells around the world.

The system is especially beneficial in areas with deep water tables, which are more difficult to reach using steel, PVC, and PE risers which must be continually linked together, versus the Oroflex Well System where a single length can reach depths up to 990 feet, as well as crooked wells where rigid piping cannot be installed.



System Parameters

Size (in)	Max. Working Pressure (psi)	Burst Pressure (psi)	Maximum Depth (ft)*	Maximum Recom. Load [^] (lb)	Maximum Recom. Flow (gpm)
1 1/4	505	1,160	990	2,200	50
1 1/2	435	1,015	990	3,530	70
2	375	900	990	5,070	130
2 1/2	375	840	990	5,730	210
3	375	900	990	6,610	320
4	375	900	990	10,140	530
5	375	840	850	13,230	790
6	375	840	850	21,160	1,190
8	230	600	500	25,570	2,110

* Installations above 660 ft (200 m) should be consulted before installing

[^] The maximum recommended load includes hose weight, cable, couplings, other accessories pressure at the top of the well and water column weight.

Because we continually examine ways to improve our products, we reserve the right to alter specifications or discontinue products without prior notice.

1. Easy Installation *\$ Reduce Installation Costs*

By eliminating the need to link together multiple sections of rigid pipe, flexible well riser systems are especially popular in areas with deep water tables due to their ease of installation. A single Oroflex Well Hose can reach depths up to 990 feet. Also, due to its flexibility, it's especially easier to install in crooked wells, where unforgiving rigid pipes are more difficult to install.

The Oroflex Well rolls up easily, and weighs up to 90% less than steel pipes, allowing for convenient transportation, and less opportunity for damage when transporting from site to site.



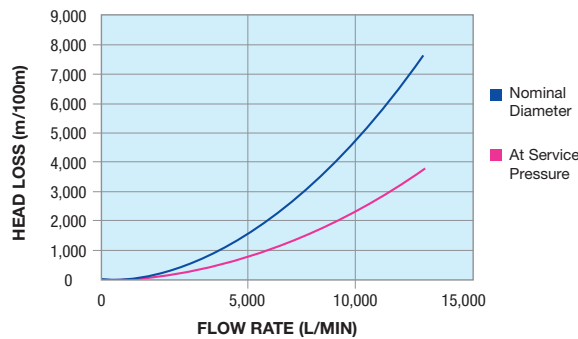
A single Oroflex Well hose can accommodate depths up to 990 ft.



Transports easily

2. Improved Efficiency *\$ Reduce Operational Costs*

Oroflex Well has a lower coefficient of friction than rigid pipe, which means higher GPM, leading to up to 20% in energy cost savings. Additionally, the Oroflex Well hose will "swell" (increase in diameter) up to 15% during use, further increasing flow velocity.



3. Reduced Maintenance *\$ Reduce Replacement Costs*

Due to its ease of installation, the Oroflex Well System can be installed many times without suffering significant wear and tear. In addition, flexible riser systems do not suffer from corrosion or scaling which can clog up rigid pipes, reducing water flow and necessitating replacement.



Well riser pipes showing signs of corrosion and scaling.

Because we continually examine ways to improve our products, we reserve the right to alter specifications or discontinue products without prior notice.



Attached electrical cable loops



OROFLEX[®] WELL OFWL[™] Series Flexible Well Riser Hose

General Applications:

- Potable water supply
- Submersible pump and well monitoring systems in mining, agricultural, environmental, marine and offshore oil and gas applications

Construction:

Blue, NSF-61 certified, polyurethane (TPU) hose, using an extruded through the weave process, with circular woven high tenacity polyester reinforcement and built-in cable attachment loops every meter on one side (1" to 4" ID) or both sides (5" to 8" ID).

Service Temperature Range:

-40°F (-40°C) to +122°F (+50°C)*

Custom Lengths Available – Oroflex well hoses are available in custom lengths specific to customer requirements upon request (1 1/4" to 4" ID available up to 1,640 ft., and 5" to 8" ID available up to 980 ft.).

NSF-61 Certified - Hose certified under NSF/ANSI 61: Drinking Water System Components.

Chemical Resistant - Resistant to seawater, most industrial chemicals, hydrocarbons, oils and grease.

Weather Resistant – Excellent ozone and UV resistance.

Compact Design – Flat hose design rolls up into tight coils for easy storage and transport.

Features and Advantages:

Increased Flow Volume – Provides up to 20% in energy cost savings versus hard pipe. Possesses a lower coefficient of friction than hard pipe for higher flow velocity, as well as resistance to scaling build-up, which reduces the inner diameter of hard pipes over time.

Easier Installation – A well drillers best friend! Significantly reduces installation time and cost by eliminating the need to continually link together multiple sections of hard pipe.

Premium Polyurethane (TPU) Material – Exhibits exceptional resistance to abrasion, protecting the hose from potential damage caused by rubbing against the sides of the well.

Nominal Specifications

Part Number	ID		Working Pressure (psi @ 68°F)	Burst Pressure (psi @ 68°F)	Tensile Strength (lbs)	Coil Length (ft) [†]	Weight (lbs/ft)
	(in)	(mm)					
OFWL-125	1 1/4	32	505	1,160	6,600	1,640	0.19
OFWL-150	1 1/2	40	435	1,015	10,550	1,640	0.24
OFWL-200	2	52	375	900	15,450	1,640	0.40
OFWL-300	3	76	375	840	19,850	1,640	0.68
OFWL-400	4	102	375	840	30,850	1,640	0.93
OFWL-500	5	127	375	840	39,700	980	1.30
OFWL-600	6	152	375	840	63,950	980	1.77
OFWL-800	8	203	230	600	77,200	980	2.22

* Service temperature range is application dependent

† Custom lengths available upon request

Because we continually examine ways to improve our products, we reserve the right to alter specifications or discontinue products without prior notice.

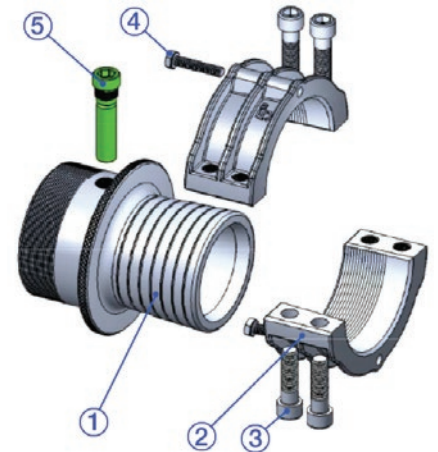
Couplings and Accessories

316 Stainless Steel Conical Couplings

- Includes coupling, clamp and screws
- Available with or without drain hole
- Field fittable and reusable
- Optional fuse and plug sold separately



Nominal Specifications							
Coupling Part Number	Drain Hole	Thread	ID		Max. Diameter		Weight (lb)
			(in)	(mm)	(in)	(mm)	
C655120	No	NPT	1 1/4	32	2.60	66	1.83
C654899	No	NPT	1 1/2	40	2.76	70	2.25
C654898	Yes						
C650089	No	NPT	2	51	3.94	100	5.29
C655005	Yes						
C650069	No	NPT	3	76	5.12	130	13.67
C650100	Yes						
C654827	No	NPT	4	102	6.50	165	21.38
C654826	Yes						
C652341	No	NPT	5	127	7.72	196	29.98
C652353	Yes						
C652362	No	NPT	6	152	8.94	227	44.31
C652349	Yes						
C655144	No	NPT	8	203	10.63	270	105.82
C655143	Yes						



COMPONENTS

- 1-Coupling shank
- 2-Clamp
- 3-Allen screws (x4)
- 4-Hexagonal jacking screws (x2)
- 5-Draining fuse (x1)
(Sold separately)

Additional Accessories



Coupling Diameter		Fuse Part Number (AISI 316 Stainless Steel)	Plug Part Number	Torpedo (Plumb) Part Number
(in)	(mm)			
1 1/4	32	-	-	C654340
1 1/2	40	C650000	-	C654340
2	52	C650002	-	C654350
3	76	C650003	-	C654360
4	102	C651497SS	C651498SS	C654370
5	127	C651507SS	C653051SS	C654380
6	152	C651507SS	C653051SS	C654380
8	203	C652325SS	C653051SS	C654380

Because we continually examine ways to improve our products, we reserve the right to alter specifications or discontinue products without prior notice.

Centering Device

- Helps to protect hose and pump during raising/lowering
- Multiple segments snap together to create a single centering device (various quantities required depending on hose diameter).
- Various sizes available to accommodate different sized wells.



Coupling Diameter		Centering Segment Part Number	Type of Segment	Quantity Required
(in)	(mm)			
2	52	C654202	1 (small bowl height)	3
3	76	C654202	1 (small bowl height)	3
4	102	C654203	2 (medium bowl height)	3
5	127	C654203	2 (medium bowl height)	4
6	152	C654203 - Option 1	2 (medium bowl height)	4
		C654205 - Option 2	3 (large bowl height)	3
8	203	C654205	3 (large bowl height)	3



Transparent PU Strap & A316 Stainless Steel Buckle

Used to attach centering device and heavy power cables to hose



White Polyamide Washer & Black Cable Strap

Used to attach light power cables (under 2.7 lbs/ft) to hose



Coupling Diameter		Transparent PU Strap Part Number	Buckle Part Number (A316 Stainless Steel)	White Polyamide Washer Part Number	Black Cable Strap Part Number
(in)	(mm)				
2	52	C654743	C654809	C654401	C655096
3	76	C654744			
4	102	C654745		-	-
5	127	C654746		-	-
6	152	C654747		-	-
8	203	C654748		-	-

Because we continually examine ways to improve our products, we reserve the right to alter specifications or discontinue products without prior notice.

Optional Lowering System

Install Roller

- Optional unit available to assist with hose installation
- Durable steel construction
- Safety pins hold roller bar in place when not raising/lowering hose
- Available in two sizes depending on hose size



Coupling Diameter		Mounting Roller Part Number	Dimensions
(in)	(mm)		
1 1/4	32	C654110C	29.5 x 16.5 x 15.7 inch 750 x 420 x 400 mm
1 1/2	40		
2	52		
3	76		
4	102		
5	127	C654100C	59 x 33 x 31.5 inch 1500 x 840 x 800 mm
6	152		
8	203		

Install Clamp

- Optional clamp used to raise or stabilize hose during initial installation.



Coupling Diameter		Mounting Clamps Set Part Number
(in)	(mm)	
1 1/4	32	C654310
1 1/2	40	
2	52	
3	76	C654320
4	102	
5	127	C654320
6	152	C654315
8	203	C654315



1. After attaching the pump and power cable, install clamp is then attached. (Making sure the cable is outside).



2. The install clamp is then used to lower the pump during initial installation.



3. After initial installation, pump is lowered into well by use of a vehicle, with a single hose reaching depths up to 990 ft.

Because we continually examine ways to improve our products, we reserve the right to alter specifications or discontinue products without prior notice.

Cautionary Statement

All Products sold and distributed by Kuriyama of America, Inc. are in the nature of commodities and they are sold by published specifications and not for particular purposes, uses or applications. Purchaser shall first determine their suitability for the intended purposes, uses or applications and shall either conduct its own engineering studies or tests, or retain qualified engineers, consultants or testing laboratories and consult with them before determining the proper use, suitability or propriety of the merchandise or Products for the intended purposes, uses or applications.

Kuriyama of America, Inc. ("Seller") does not recommend the Products for any particular purpose, use or application, and the Purchaser or user thereof shall assume full responsibility for the suitability, propriety, use and application of the Products. Purchaser shall follow all instructions contained in Seller's catalogs, brochures, technical bulletins and other documents regarding the Products. The Products, including but not limited to, hose, tubing or couplings, may fail due to the use or conveyance of substances at elevated or lowered temperatures or at excessive pressure, the conveyance of abrasive, injurious, flammable, explosive or damaging substances.

Hose or tubing used in bent configurations will be subjected to increased abrasion. Hose clamps or couplings may loosen after initial installation and all sections of hose and tubing including connections, couplings, clamps, conductivity and bonding should be inspected frequently, regularly and consistently, and should be replaced, adjusted or re-tightened for the avoidance of leakage, for the prevention of injuries or damages, and for general safety purposes. Except as indicated in its Limited Warranty, Seller shall not be liable or responsible for direct or indirect injuries or damages caused by or attributed to the failure or malfunction of any Products sold or distributed by it.

Purchasers or users of the Products should frequently and consistently undertake inspections and protective measures with respect to the use and application of Products, which should include the examination of tube and cover, conditions of the hose or tubing, and the identification, repair or replacement of sections showing cracking, blistering, separations, internal and external abrasions, leaking or slipped couplings or connections and make proper proof tests.

Limited Warranty

The Products sold or distributed by Seller are warranted to its customers to be free from defects in material and workmanship at the time of shipment by us, subject to the following provisions. ALL WARRANTY CLAIMS SHALL BE MADE WITHIN SIX (6) MONTHS AFTER SELLER SHIPPED THE PRODUCTS. SELLER'S LIABILITY HEREUNDER IS LIMITED AT SELLER'S EXCLUSIVE DISCRETION, TO 1) THE PURCHASE PRICE OF ANY PRODUCTS PROVING DEFECTIVE; 2) REPAIR OF ANY DEFECTIVE PRODUCT OR PART THEREOF; OR 3) REPLACEMENT OF ANY DEFECTIVE PRODUCT OR PART UPON ITS AUTHORIZED RETURN TO SELLER.

THIS WARRANTY IS IN LIEU OF AND EXCLUDES ALL OTHER WARRANTIES, EXPRESSED, IMPLIED, STATUTORY, OR OTHERWISE CREATED UNDER APPLICABLE LAW INCLUDING, BUT NOT LIMITED TO, THE WARRANTY OF MERCHANTABILITY AND THE WARRANTY OF FITNESS FOR A PARTICULAR PURPOSE. IN NO EVENT SHALL SELLER OR THE MANUFACTURER OF THE PRODUCT BE LIABLE FOR SPECIAL, INCIDENTAL, OR CONSEQUENTIAL DAMAGES, INCLUDING LOSS OF PROFITS, WHETHER OR NOT CAUSED BY OR RESULTING FROM THE NEGLIGENCE OF SELLER AND/OR THE MANUFACTURER OF THE PRODUCT, UNLESS SPECIFICALLY PROVIDED HEREIN. IN ADDITION, THIS WARRANTY SHALL NOT APPLY TO ANY PRODUCTS OR PORTIONS THEREOF WHICH HAVE BEEN SUBJECT TO ABUSE, MISUSE, IMPROPER INSTALLATION, MAINTENANCE, OR OPERATION, ELECTRICAL FAILURE OR ABNORMAL CONDITIONS, AND TO PRODUCTS WHICH HAVE BEEN TAMPERED WITH, ALTERED, MODIFIED, REPAIRED, REWORKED BY ANYONE NOT APPROVED BY SELLER, OR USED IN ANY MANNER INCONSISTENT WITH THE PROVISIONS OF THE "CAUTIONARY STATEMENT" ABOVE OR ANY INSTRUCTIONS OR SPECIFICATIONS PROVIDED WITH OR FOR THE PRODUCT. 05/03/21 REV

Distributed By

Sterling

Hose, Reel & Supply, LLC.

855-577-HOSE

WWW.STERLINGHOSE.COM



KURIYAMA

OF AMERICA, INC.

HEADQUARTERS, SALES OFFICE AND WAREHOUSE

360 E. State Parkway, Schaumburg, IL 60173-5335
Phone: (847) 755-0360 • Toll-free Fax: (800) 800-0320
International Fax: (847) 885-0996



kuriyama.com



sales@kuriyama.com



The trademarks contained in this publication are trademarks of Kuriyama of America, Inc.

CONTACT OUR SALES/WAREHOUSE LOCATIONS BELOW WHICH SERVE YOUR AREA

SOUTHWEST WAREHOUSE

KURIYAMA OF AMERICA, INC.

- HOUSTON

200 Portwall Street, Suite 100
HOUSTON, TX 77029

Phone: (713) 674-8212

Toll Free Phone: (800) 501-6808

FAX: (713) 674-5214

Toll Free FAX: (800) 800-5214

E-Mail: sales@kuriyama.com

WESTERN WAREHOUSE

KURIYAMA OF AMERICA, INC.

- SANTA FE SPRINGS

10749 SHOEMAKER AVENUE

SANTA FE SPRINGS, CA 90670-4039

Phone: (562) 941-4507

FAX: (562) 941-8940

Toll-Free FAX: (800) 326-8940

E-Mail: sales@kuriyama.com

SOUTHEAST WAREHOUSE

FORTNEY SALES CO., INC.

4221 Cantrell Road NW

Acworth, GA 30101

Phone: (770) 427-6528

FAX: (770) 423-9249

Toll Free FAX: (800) 423-9249

Web Site: www.fortneysales.com

E-Mail: sales@fortneysales.com

EASTERN WAREHOUSE

EASTERN RUBBER & PLASTICS CO., INC.

100 GOLDMAN DR.

PLUMSTED INDUSTRIAL PARK

CREAM RIDGE, NJ 08514

Phone: (609) 758-0100

FAX: (609) 758-0102

Toll Free FAX: (800) 445-7138

Web Site: www.easternrubber.com

E-Mail: sales@easternrubber.com

IN CANADA:

KURI TEC CORPORATION

140 Roy Boulevard

Brantford, ON, Canada N3R 7K2

Phone: (519) 753-6717

FAX: (519) 753-7737

Web Site: www.kuritec.com

E-Mail: sales@kuritec.com

IN MEXICO:

KURIYAMA DE MÉXICO S DE RL DE CV

AV JOSE PALOMO MARTINEZ NO 520-20 BODEGA 5

PARQUE INDUSTRIAL OMOLAP

APODACA, N.L. CP:66633, MÉXICO

Telefonos: (81) 1086-1870 0 71

Internet: www.kuriyama.com.mx

www.kuriyama.com

Correo Electronico: ventas@kuriyama.com